

Template periodic disclosure for the financial products referred to in Article 9, paragraphs 1 to 4a, of Regulation (EU) 2019/2088 and Article 5, first paragraph, of Regulation (EU) 2020/852

Product name: DNCA INVEST BEYOND GLOBAL LEADERS

Legal entity identifier: 213800ZD91Y5YJCYVS87

Sustainable investment objective

Sustainable investment means an investment in an economic activity that contributes to an environmental or social objective, provided that the investment does not significantly harm any environmental or social objective and that the investee companies follow good governance practices.

The **EU Taxonomy** is a classification system laid down in Regulation (EU) 2020/852, establishing a list of environmentally **environmentally sustainable economic activities**. That Regulation does not include a list of socially sustainable economic activities. Sustainable investments with an environmental objective might be aligned with the Taxonomy or not.

| Did this financial product have a sustainable investment objective? | |
|--|---|
| <input checked="" type="checkbox"/> Yes | <input type="checkbox"/> No |
| <input checked="" type="checkbox"/> It made sustainable investments with an environmental objective: 51.7% <ul style="list-style-type: none"> <input checked="" type="checkbox"/> in economic activities that qualify as environmentally sustainable under the EU Taxonomy 6.2% <input checked="" type="checkbox"/> in economic activities that do not qualify as environmentally sustainable under the EU Taxonomy 45.5% | <input type="checkbox"/> It promoted Environmental/Social (E/S) characteristics and while it did not have as its objective a sustainable investment, it had a proportion of ... of sustainable investments <ul style="list-style-type: none"> <input type="checkbox"/> with an environmental objective in economic activities that qualify as environmentally sustainable under the EU Taxonomy <input type="checkbox"/> with an environmental objective in economic activities that do not qualify as environmentally sustainable under the EU Taxonomy <input type="checkbox"/> with a social objective |
| <input checked="" type="checkbox"/> It made sustainable investments with a social objective: 44.0% | <input type="checkbox"/> It promoted E/S characteristics but did not make any sustainable investments |



To what extent was the sustainable investment objective of this financial product met?

The Sub-Fund had as its objective sustainable investment within the meaning of Article 9 of SFDR. The Sub-Fund was managed taking into consideration responsible and sustainable principles and aimed to target a significant exposure in revenues to the 17 Sustainable Development Goals of the United Nations with a minimum threshold of 50% consolidated revenues of the entities held in the portfolio (excluding cash, derivatives and Money Market Funds).

The investment strategy was geared towards a low carbon economy, leading to a lower carbon footprint of the portfolio than the MSCI All Countries World Index. The Sub-Fund then target specifically companies with low carbon footprint.

To be eligible to the investment universe, issuers must comply with the following criteria which are based on a "pass-fail" approach:

- minimum 5% revenues exposed to SDGs, according to the internal classification framework based on Sustainable Transition Activities (demographic transition, and/or healthcare transition, and/or economic transition, and/or lifestyle transition and/or ecologic transition).
- minimum rating of 4 out of 10 on Corporate Responsibility Rating (taking into account controversies and PAI) combined with the exclusion policy, integrating the Do Not Significantly Harm on any environmental or social objective (see below).
- minimum rating of 2 out of 10 on Governance (Corporate Governance Practices).

In this way, the investment process and resulting stock picking used internal scoring with respect to both corporate responsibility and sustainability of companies based on an extra-financial analysis through a proprietary tool developed internally by the Asset Management Company, with the "best in universe" method (screening of the investment universe based on the corporate responsibility criteria, regardless of the sectorial activity). The sub-fund excluded any issuer with an ABA score inferior to 4/10. There may have been a sector bias.

In addition, the sub-fund applied the exclusion policy of the asset management company.

The Sub-Fund did not use a benchmark for the purpose of attaining the sustainable objective of the Sub-Fund.

- **How did the sustainability indicators perform?**

Sustainability indicators
measure how the environmental or social characteristics promoted by the financial product are attained.

The sustainability indicators of the Sub-Fund for private issuers were:

- The *Above and Beyond Analysis (ABA, the proprietary tool) Corporate Responsibility Score*: the main sustainability indicator used by the Sub-Fund is the ABA scoring based on the Corporate Responsibility and divided into four pillars: shareholder responsibility, environmental responsibility, employer responsibility, societal responsibility.
- The Transition to a Sustainable Economy exposure: the asset manager completes this analysis by an assessment of companies' exposure to *Transition to a Sustainable Economy*. This exposure is calculated among five pillars: demographic transition, healthcare transition, economic transition, lifestyle transition and ecologic transition.
- Exposure to UN Sustainable Development Goals: the Management Company assesses for each company the part of revenues linked to one of the 17 Sustainable Development Goals of the United Nations.
- Carbon data: carbon footprint (t CO₂/m\$ invested) of the Sub-Fund's portfolio.
- Carbon intensity (t CO₂/m\$ revenues) of the Sub-Fund's portfolio.
- The proportion of the Sub-Fund's portfolio in the "*worst offenders*" list of the Management Company; this list is consisted of the issuers most at risk from a social responsibility point of view. This list is established based on major controversies, after analysis by members of the SRI team, and after validation by the Sustainable Investment Monitoring Committee.

Performance of sustainability indicators for private issuers as of 29/12/2023

| Sustainability indicators | Performance of the sustainability indicators | Target reached | 2022 results |
|--|--|----------------|--------------------|
| ABA Corporate Responsibility score | 5.88/10 | Ok | 5.45/10 |
| Transition to a Sustainable Economy exposure | 70.11% of revenues | Ok | 73.55% of revenues |
| % Exposure to the SDGs | 70.11% of revenues | Ok | 73.55% of revenues |
| Carbon footprint | 213 | Ok | 33.3 |
| Carbon intensity | 742 | Ok | 97.09 |
| % <i>Worst Offenders</i> list | 0% | Ok | 0% |

- **...and compared to previous periods?**

The 2022 data and 2023 data are not comparable since the latter is calculated on a quarterly basis.

The fund's management team changed in 2023, resulting in a high turnover of stocks in the portfolio (24 entries and 31 exits), which calls for caution when comparing data from one year to the next. This change has not altered the fund's initial sustainability objective.

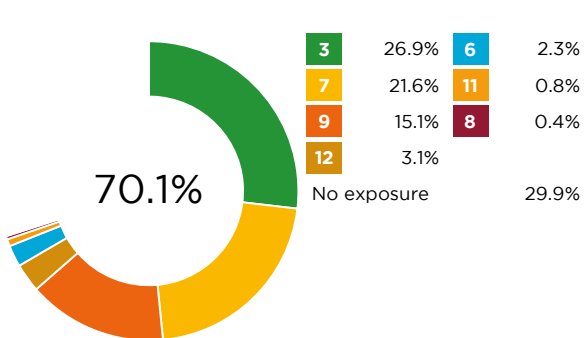
For the 2023 financial year, the corporate responsibility score improved slightly over the period and meets the minimum engagement (4/10). Thanks to the portfolio's conviction-based management, the top 10 holdings represent almost 43% of the fund. The majority of these main convictions have high scores with little variation from one year to the next, reflecting controlled risk and stable ESG momentum (e.g. TSMC 8.9/10, Novo Nordisk 6.3/10, Danaher 6/10, Iberdrola 6.8/10, Agilent 6.4/10).

Exposure to sustainable transitions fell slightly (-3 points) and is still in line with the minimum engagement (>50%). This result can be explained by the high turnover of portfolio companies, with the sale of small and medium-sized companies, often pure players in their sector, in favour of larger, more diversified companies. Nevertheless, the absolute level remains particularly high, with companies showing strong exposure to sustainable transition, notably in the fund's top 10 (Thermo Fischer 100%, Novo Nordisk >80%, Danaher >90%, Palo Alto 100%, Agilent >65%, Daiichi Sankyo 100%). Finally, the fund has made a strong shift towards renewable energies and the ecological transition, particularly in the United States (entry of First Solar, Nextera Energy, Xylem, Enphase Energy, SolarEdge Technologies) and Europe (Iberdrola, EDPR).

Carbon intensity and carbon footprint increased significantly with the inclusion of scope 3 in the calculations compared with the previous year. However, the objective has still been achieved, with measurements below the benchmark index, which also includes scope 3.

There are no Worst Offender companies in the portfolio.

SDG's exposure
(% of revenues)



1 No poverty. 2 Zero hunger. 3 Good health and well-being. 4 Quality education. 5 Gender equality. 6 Clean water and sanitation. 7 Clean and affordable energy. 8 Decent work and economic growth. 9 Industry, innovation and infrastructure. 10 Reduced inequalities. 11 Sustainable cities and communities. 12 Sustainable consumption and production. 13 Tackling climate change. 14 Aquatic life. 15 Terrestrial life. 16 Peace, justice and effective institutions. 17 Partnerships to achieve the goals.

- **How did the sustainable investments not cause significant harm to any sustainable investment objective?**

The adverse impacts of the companies' activities on environment and social objectives were directly integrated into the ABA Corporate Responsibility Rating (which integrates the indicators for adverse impacts on sustainability factors in Table 1 of Annex 1 of the SFDR RTS and may lead to a downgrading of the ABA scoring under the minimum rating).

In this background, the Asset Manager has implemented in accordance with its Exclusion Policy the following exclusions:

- Thermal coal and unconventional oil and gas: the Asset Manager gradually excluded companies involved in thermal coal and unconventional oil and gas business.
- Controversy weapons: issuers were excluded from all the Asset Manager's portfolios
- Non-compliance with UN Global Compact: issuers with severe breaches to the UN Global Compact principles were integrated in the Asset Manager's *Worst Offenders* list and excluded from all the portfolios.

The minimum rate of 4 of 10 (Corporate Responsibility in the proprietary tool ABA) is in line with the objective to Do No Significant Harm to the social or environmental objectives. As of 29 December 2023, no breaches have been identified and no companies involved in thermal coal and unconventional oil and gas business were included in the asset managers' portfolio.

No violations of the various "Do Not Significantly Harm" indicators were observed in 2023. The fund therefore complied with the in-house exclusion policy and its own exclusion policy (see exclusion policy). No serious controversies were observed concerning the companies in the portfolio. All the securities in the portfolio comply with the minimum responsibility rating, which includes the PAI and the impact of controversies. Finally, some portfolio companies that have been the subject of non-severe controversies have been the subject of engagement processes (e.g. Novo Nordisk on the use of their medicines, Dassault Systèmes on Myanmar claims)

Principal adverse impacts are the most significant negative impacts of investment decisions on sustainability factors relating to environmental, social and employee matters, respect for human rights, anti-corruption and anti-bribery matters.

- *How were the indicators for adverse impacts on sustainability factors taken into account?*

The integration of the 14 mandatory PAI plus 3 optional PAI aimed to build a Corporate Responsibility Rating out of 10. A minimum rating of 4 out of 10 is thus consistent to the DNSH approach (Do No Significant Harm to the social or environmental objectives) in addition to two binding PAI (PAI 10- Violation UNGC and PAI 14- Controversial weapons).

- *Were sustainable investments aligned with the OECD Guidelines for Multinational Enterprises and the UN Guiding Principles on Business and Human Rights? Details:*

Issuers that did not comply with the principles of the United Nations Global Compact were unfavorably rated for Corporate Responsibility in the ABA tool.

Issuers with controversies or in severe breach to UN Global Compact Principles (example: human rights or fight against corruption) based on the internal approach were excluded from the portfolio through the *Worst Offenders* list after internal analysis.

The *internal approach* as described below allowed the Asset Manager to define a list of issuers identified as being in breach of the OECD Guidelines for Multinational Enterprises and the UN Guiding Principles on Business and Human Rights and which have been qualified as having committed a "severe breach" by the Management Company's Ethics Committee. These issuers were therefore included in an exclusion list of the *Worst Offenders* and which are prohibited from investing.

To perform this analysis, the Management Company used an external data provider's database to:

1. Extract issuers with "norms based" alerts ;
2. Filter out irrelevant issuers ;
3. Qualitative analysis of the infringements by the Management Company's Ethics Committee ;
- 4 . Include issuers identified as having committed a *severe breach* in the list of *Worst Offenders*.

Hence, the sustainable investments were aligned with the OECD Guidelines for Multinational Enterprises and the UN Guiding Principles on Business and Human Rights.

The EU Taxonomy sets out a "do not significant harm" principle by which Taxonomy-aligned investments should not significantly harm EU Taxonomy objectives and is accompanied by specific EU criteria.

The "do no significant harm" principle applies only to those investments underlying the financial product that take into account the EU criteria for environmentally sustainable economic activities. The investments underlying the remaining portion of this financial product do not take into account the EU criteria for environmentally sustainable economic activities.

Any other sustainable investments must also not significantly harm any environmental or social objectives.



How did this financial product consider principal adverse impacts on sustainability factors?

For Private issuers, The Sub-Fund took into account the principal adverse impacts on sustainability factors:

- The Principal Adverse Impact analysis was part of the Corporate Responsibility Rating ;
- The Asset Manager has implemented an Adverse Impact on Sustainability Policy, measuring the PAI. The Policy first intended to monitor the contributions to climate change (CO₂ emissions, CO₂ intensity, implied temperature) in the context of the "Climate Trajectory" objectives.

Principal Adverse Impacts

| PAI | Unit | Fund | | Ref. Index | |
|--|---|----------|---------|------------|-----------|
| | | Coverage | Value | Coverage | Value |
| PAI Corpo 1_1 - Tier 1 GHG emissions | T CO ₂ | 99% | 6,551 | 100% | 180,284 |
| PAI Corpo 1_2 - Tier 2 GHG emissions | T CO ₂ | 99% | 3,675 | 100% | 40,637 |
| PAI Corpo 1_3 - Tier 3 GHG emissions | T CO ₂ | 99% | 45,090 | 100% | 1,407,521 |
| PAI Corpo 1T - Total GHG emissions | T CO ₂ | 99% | 54,422 | 100% | 1,610,279 |
| PAI Corpo 2 - Carbon footprint | T CO ₂ /EUR million invested | 99% | 213 | 100% | 422 |
| PAI Corpo 3 - GHG intensity | T CO ₂ /EUR million sales | 99% | 742 | 100% | 927 |
| PAI Corpo 4 - Share of investments in companies active in the fossil fuel sector | | 10% | 8% | 11% | 11% |
| PAI Corpo 5 - Share of non-renewable energy consumption and production | | 99% | 76% | 90% | 64% |
| PAI Corpo 6_TOTAL - Energy consumption intensity by sector with high climate impact NACE | GWh / EUR million sales | 99% | 0.7 | 92% | 0.6 |
| PAI Corpo 7 - Activities with a negative impact on biodiversity-sensitive areas | | 3% | 0% | 0% | 0% |
| PAI Corpo 8 - Water discharges | T Water Emissions | 3% | 28 | 1% | 287,089 |
| PAI Corpo 9 - Hazardous or radioactive waste ratio | T Hazardous Waste | 56% | 237,644 | 45% | 2,376,340 |
| PAI Corpo 10 - Violations of UNGC and OECD principles | | 100% | 0% | 100% | 1% |
| PAI Corpo 11 - Lack of UNGC and OECD compliance processes and mechanisms | | 99% | 43% | 100% | 55% |
| PAI Corpo 12 - Unadjusted gender pay gap | | 19% | 4% | 24% | 11% |
| PAI Corpo 13 - Gender diversity in governance bodies | | 100% | 33% | 100% | 33% |
| PAI Corpo 14 - Exposure to controversial weapons | | 100% | 0% | 100% | 0% |
| PAI Corpo OPT_1 - Water use | m ³ /EUR mln sales | 14% | 0 | 12% | 23 |
| PAI Corpo OPT_2 - Water recycling | | 14% | 0% | 12% | 0% |
| PAI Corpo OPT_3 - Number of days lost due to injury, accident, death or illness | | 23% | 3 | 10% | 38 |

Source : MSCI



What were the top investments of this financial product?

Top investments of the portfolio, as of 29 December 2023:

| Largest investments | Sector | % of assets | Country |
|---|-------------------------------|-------------|----------------|
| Thermo Fisher Scientific Inc | Health Care | 5.43% | USA |
| Taiwan Semiconductor Manufacturing Co Ltd | Technology | 5.11% | Taiwan |
| Novo Nordisk A/S | Health Care | 4.80% | Denmark |
| Danaher Corp | Health Care | 4.37% | USA |
| Iberdrola SA | Utilities | 4.36% | Spain |
| Palo Alto Networks Inc | Technology | 4.25% | USA |
| Agilent Technologies Inc | Health Care | 4.01% | USA |
| Daiichi Sankyo Co Ltd | Health Care | 3.62% | Japan |
| HDFC Bank Ltd | Banks | 3.55% | India |
| Westinghouse Air Brake Technologies Corp | Industrial Goods and Services | 3.28% | USA |
| Xylem Inc/NY | Industrial Goods and Services | 3.08% | USA |
| Deere & Co | Industrial Goods and Services | 3.06% | USA |
| Prysmian SpA | Industrial Goods and Services | 2.88% | Italy |
| AstraZeneca PLC | Health Care | 2.80% | United Kingdom |
| NextEra Energy Inc | Utilities | 2.79% | USA |

The list includes the investments constituting the greatest proportion of investments of the financial product during the reference period which is: (2023).



What was the proportion of sustainability-related investments?

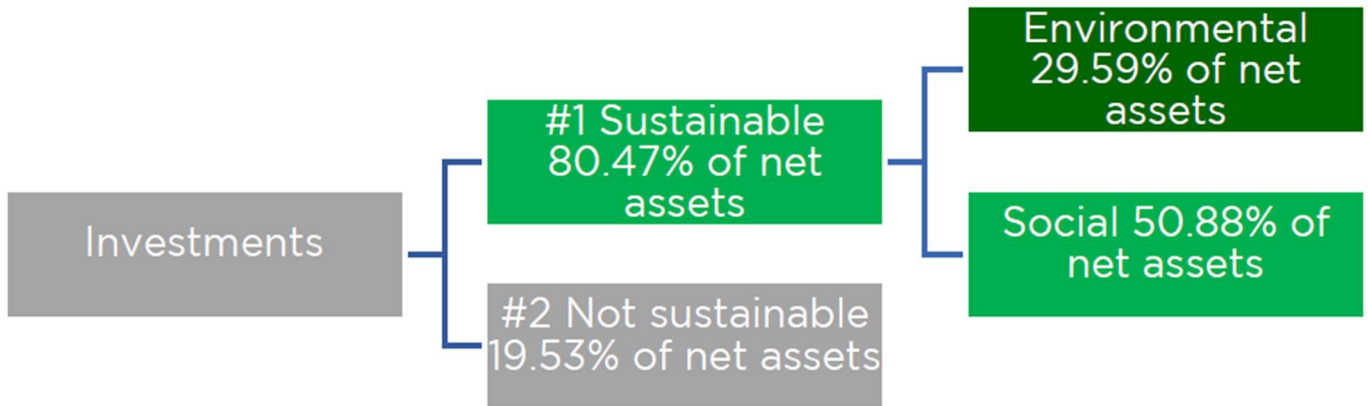
Asset allocation describes the share of investments in specific assets.

As of 29 December 2023, the Sub-Fund invested 95.6% of its net assets in investments aligned with environmental and social characteristics. 95.6% of those were directly invested in sustainable investments. The remaining portion of the Sub-Fund's net assets (#2 Other) consisted of financial derivative instruments, deposits at sight, money market funds, money market instruments and other deposits used for hedging and efficient portfolio management purposes and to manage the liquidity of the portfolio or to reduce any specific financial risk.

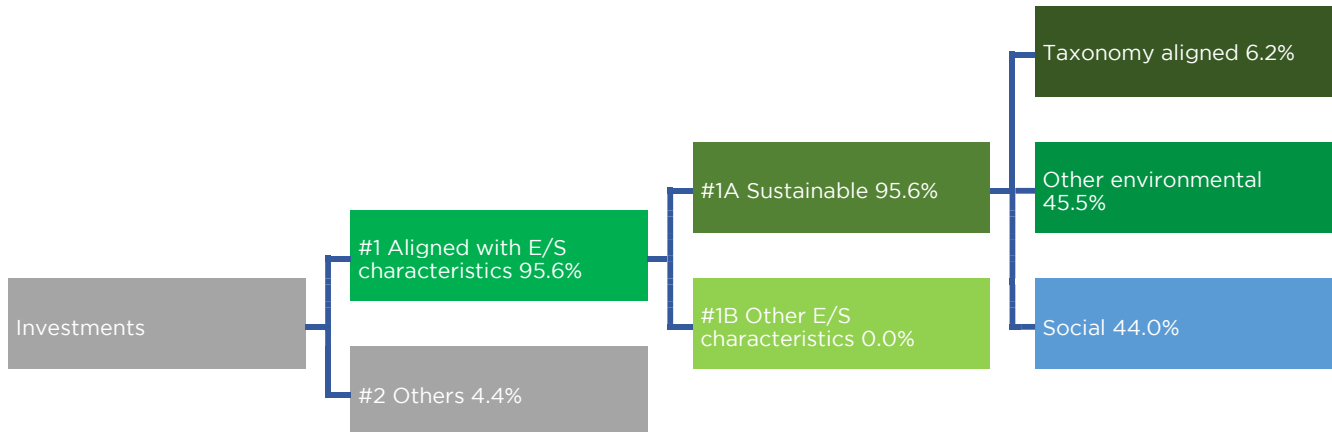
100% of the Sub-Fund's investments (excluding financial derivative instruments, cash, cash equivalent and money market funds) were composed of sustainable investments.

- **What was the asset allocation?**

As of end of 2022



As of end of 2023



#1 Aligned with E/S characteristics includes the investments of the financial product used to attain the environmental or social characteristics promoted by the financial product.

#2 Other includes the remaining investments of the financial product which are neither aligned with the environmental or social characteristics, nor are qualified as sustainable investments.

The category **#1 Aligned with E/S characteristics** covers:

- The sub-category **#1A Sustainable** covers environmentally and socially sustainable investments.
- The sub-category **#1B Other E/S characteristics** covers investments aligned with the environmental or social characteristics that do not qualify as sustainable investments.

- **In which economic sectors were the investments made?**

The investments were made in the following economic sectors:

| Sector | % AUM |
|-------------------------------|--------------|
| Health Care | 26.39% |
| Industrial Goods and Services | 22.16% |
| Technology | 14.34% |
| Utilities | 9.68% |
| Energy | 6.81% |
| Chemicals | 4.71% |
| Banks | 3.55% |
| Construction and Materials | 2.79% |
| Food, Beverage and Tobacco | 2.55% |
| Telecommunications | 2.12% |

The above sector classification can differ from the one used in the financial periodic report.



To what extent were the sustainable investments with an environmental objective aligned with the EU Taxonomy?

To comply with the EU Taxonomy, the criteria for fossil gas include limitations on emissions and switching to fully renewable power or low-carbon fuels by the end of 2035. For nuclear energy, the criteria include comprehensive safety and waste management rules.

Enabling activities directly enable other activities to make a substantial contribution to an environmental objective.

Transitional activities are activities for which low-carbon alternatives are not yet available and among others have greenhouse gas emission levels corresponding to the best performance.

Taxonomy-aligned activities are expressed as a share of:
 - turnover reflecting the share of revenue from green activities of investee companies.
 - capital expenditure (CapEx) showing the green investments made by investee companies, e.g. for a transition to a green economy.
 - operational expenditure (OpEx) reflecting green operational activities of investee companies.

To what extent were sustainable investments with an environmental objective aligned with the EU taxonomy?

$\sum_{i=1}^n$ Sustainable Investment weight i × proportion of turnover of environmentally sustainable activities (taxonomy aligned) i

With:

- Proportion of turnover of environmentally sustainable activities (taxonomy aligned) i obtained directly from investee company i (Sustainability report, Annual report)
- Sustainable Investment weight i : % of total AUM in the investee company i defined as sustainable according to European regulation (good governance + DNSH + Positive contribution)

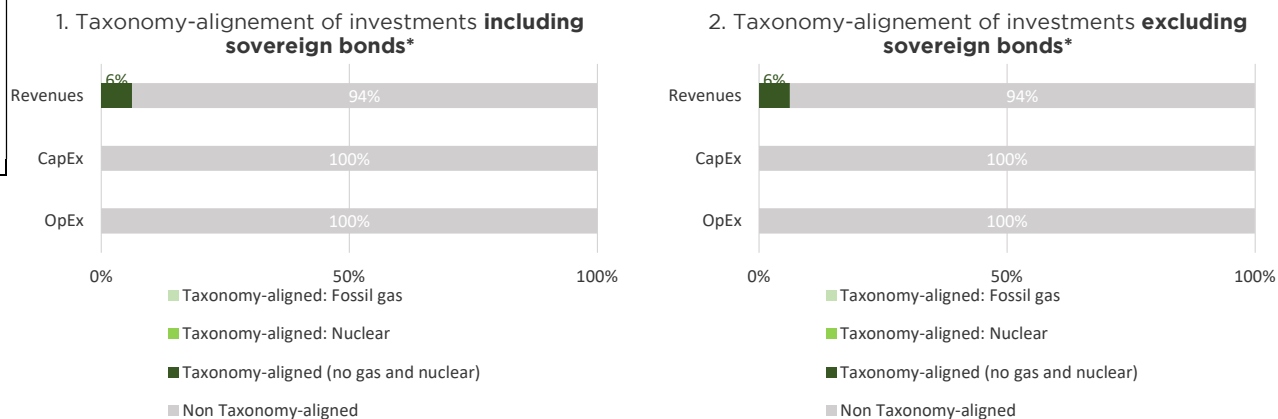
Concerning the breakdown, please find the information below (when available at the investee company level):

Mitigation 5.1% / Adaptation 0% / Not available at the investee company level 1.1%

Did the financial product invest in fossil gas and/or nuclear energy related activities complying with the EU Taxonomy¹?

- Yes:
- In fossil gas
 - In nuclear energy
- No

The graphs below show in green the percentage of investments that were aligned with the EU Taxonomy. As there is no appropriate methodology to determine the taxonomy-alignment of sovereign bonds*, the first graph shows the Taxonomy alignment in relation to all the investments of the financial product including sovereign bonds, while the second graph shows the Taxonomy alignment only in relation to the investments of the financial product other than sovereign bonds.



No company in the portfolio has reported sales based on fossil gas or nuclear power.

*For the purpose of these graphs, 'sovereign bonds' consist of all sovereign exposures

Was the compliance of the investments with the taxonomy subject to an assurance by auditors or a review by third parties?

Compliance of the investments with the Taxonomy has not been subject to an assurance by any third party.

How was equivalent information obtained directly from investee companies or from third party providers?

All taxonomy figures come from company annual reports (no external suppliers).

What was the share of investments made in transitional and enabling activities?

The proportion of investments made in enabling activities is 2.1% and 0% for transitional activities. The remaining 4.1% of total alignment is not categorised in the annual reports provided by the companies concerned.

How did the percentage of investments that were aligned with the EU Taxonomy compare with previous reference periods?

No figures for the previous year, so no basis for comparison.

¹ Fossil gas and/or nuclear related activities will only comply with the EU Taxonomy where they contribute to limiting climate change (climate change mitigation) and do not significantly harm any EU Taxonomy objective - see explanatory note in the left-hand margin. The full criteria for fossil gas and nuclear energy economic activities that comply with the EU Taxonomy are laid down in Commission Delegated Regulation (EU) 2022/1214.



What was the share of sustainable investments with an environmental objective not aligned with the EU Taxonomy?

The symbol  represents sustainable investments with an environmental objective that **do not take into account the criteria** for environmentally sustainable economic activities under Regulation (EU).

The Sub-Fund's invested 45.5% of its net assets in sustainable investments with an environmental objective that were not aligned with the EU Taxonomy Regulation.



What was the share of socially sustainable investments?

The Sub-Fund invested 44.0% of its net assets in sustainable investments with a social objective.



What investments were included under “not sustainable”, what was their purpose and were there any minimum environmental or social safeguards?

The investments included under *#2 Not Sustainable* could consist of financial derivative instruments, deposits at sight, money market funds, money market instruments and other deposits used for hedging and efficient portfolio management purposes and to manage the liquidity of the portfolio or to reduce any specific financial risk.

These investments did not have specific environmental or social safeguards.



What actions have been taken to attain the sustainable investment objective during the reference period?

The investment process was based on the following three stages:

- The first step is to exclude companies with high corporate responsibility risks (minimum score of 4/10 in the Management Company's proprietary model). This selection fulfils the conditions of the French SRI Label ;
- The second step is based on the selection of companies identified to meet the Sub-Fund's sustainable strategy ;
- The third step is to build a portfolio pursuant to a fundamental analysis, the liquidity and the valuation of the companies considered.

As part of the promotion of such characteristics, the Sub-Fund principally considered the following ESG matters:

- Environment: GHG emissions, airborne pollution, waterborne pollution, water consumption, land use ;
- Social: Excessive CEO Compensation, gender inequality, health and safety issues, child labour ;
- Governance: Monitoring corruption and bribery, tax avoidance ;
- Global ESG quality rating.

The ABA scoring is the proprietary tool of analysis and Corporate Responsibility Rating used to anticipate companies' risks especially looking at the relationship with their stakeholders: employees, supply chains, clients, local communities, and shareholders..., regardless of the sector of activities.

The ABA analysis of corporate responsibility is broken down into four pillars:

- Shareholders responsibility (board of directors and general management, accounting practices and financial risks, etc.) ;
- Social responsibility (including working conditions, diversity policy, accidentology, training policy, etc.);
- Societal responsibility (tax optimisation, corruption, respect for local communities and respect for personal data);
- Environmental responsibility (including environmental management policy, consideration of biodiversity issues, etc.).

This in-depth analysis, combining qualitative and quantitative research, leads to a rating out of 10.

The Sub-Fund targeted mainly companies exposed to SDGs. To be eligible to the investment universe, issuers must comply with the following criteria which are based on a "pass-fail" approach:

- Minimum 5% revenues exposed to SDGs, according to the internal classification framework based on Sustainable Transition Activities (demographic transition, and/or healthcare transition, and/or economic transition, and/or lifestyle transition and/or ecologic transition) ;
- minimum rating of 4 out of 10 on Corporate Responsibility Rating (taking into account controversies and PAI) combined with the exclusion policy, integrating the Do Not Significantly Harm on any environmental or social objective ;

All investments in this asset class are subject to an in-depth analysis of these dimensions and of a rating that is taken into account in the investment decision.

Furthermore, the DNCA Finance Team is implementing an engagement policy with many companies, focusing especially on companies with an unfavourable or strongly diminishing Responsibility score, or with an accumulation of controversies, or with an unfavourable policy and actions regarding the climate change.

The engagement process, which aims to serve the ESG objectives of the product, is carried out in several steps:

1. Identify targets for proactive and reactive engagement among issuers in DNCA Finance's investments, following on from the alert system set up as part of sustainability risk and negative impact management.
2. Implement an engagement plan for the identified engagement targets, monitor the engagement process and measure the results.
3. Integrate the results of engagement actions into investment decisions.

DNCA Finance's proactive engagement aims to encourage companies to develop better transparency and management of their ESG issues, through an ongoing dialogue. The reactive engagement process is an escalation process that relies on the alert mechanism in place for sustainability risk and negative impact management. The engagement actions can include requests for corrective actions and the possible decision to disinvest (*Worst Offenders*). DNCA Finance also participates in collective initiatives for coordinated and/or collaborative actions to promote best practices on systemic or transversal topics, concerning certain issuers, ESG issues likely to generate sustainability risks and/or negative sustainability impacts, and compliance with the principles of the Task Force on Climate related Financial Disclosure (TCFD) and the Task Force on Nature related Financial Disclosure (TNFD).

The sub-fund DNCA Invest Beyond Global Leaders respects all the criteria of the French SRI label, such as:

- Explicitly defining the ESG strategy and measuring the result of the implementation of this strategy ;
- Establishing a general voting policy and resources consistent with the fund's objectives ;
- Internally controlling the compliance with SRI portfolio management rules and clearly describing them to investors: the ESG processes used within the framework of the fund's management strategy (ABA scoring, management of exclusions, management of sustainability risks, management of negative impacts, etc.) are included in the asset management company's internal control plan, and as such are subject to effective control of their application, both at the first level (operational) and at the second level (Internal Control and Compliance) ;
- Monitoring the ESG performance of selected issuers.

All information on the external sources of information used in the ESG analysis, the contracts signed with the third parties and the methodology for using external data are provided, as well as available information on the human resources dedicated internally to the ESG analysis.

The engagement report of DNCA Finance can be accessed [here](#).

For the 2023 financial year, all the companies in the portfolio demonstrated good governance, with a minimum threshold respected and no significant harm caused, as mentioned above in the "DNSH" section.

The positive contribution to the Sustainable Development Goals is high thanks to a number of factors:

- Top 10 concentrated on companies with sales that make a significant contribution to the transition (e.g. Thermo Fischer 100%, Novo Nordisk >80%, Danaher >90%, Palo Alto 100%, Agilent >65%, Daiichi Sankyo 100%).
- Entry into the portfolio of companies making a strong contribution to the ecological transition (First Solar, Nextera Energy, Xylem, Enphase Energy, SolarEdge Technologies, Iberdrola, EDPR).
- Deployment of the taxonomy
- Improvement in various positive contribution indicators (e.g. number of people benefiting from an accessibility programme up thanks to HDCE and Astrazeneca, number of patients treated up thanks to the investment in Astrazeneca, increase in water avoided thanks to the investment in Veralto and increase in renewable energy financed thanks to the investments described above).

Various engagement campaigns have been carried out to meet the 3 sustainable investment criteria:

- Carbon footprint campaign: we engaged with several companies, including Air Liquide, a company belonging to the fund, to monitor its SBTi engagement in view of its significant contribution to the fund's carbon footprint.
- UNGC signature campaign: we have engaged with various companies, including non-European companies in the fund, to encourage them to become UNGC signatories (Agilent, CSL, Deere&Co, Enphase Energy, Fanuc, First Solar, HDCE, Keyence, Nextera, Palo Alto, Solar Edge and TSMC).
- Reactive engagement following deteriorating ESG momentum: we engaged with portfolio companies following negative news such as Novo Nordisk and Dassault Système.

Overall, the environmental objective increased significantly to around 51% (+21 points), while the social objective fell to around 44% (-7 points) because of the changes described above.



How did this financial product perform compared to the reference sustainable benchmark?

The chosen reference index is not intended to be aligned with the environmental and social ambitions promoted by the financial product.

- **How did the reference benchmark differ from a broad market index?**

Not applicable

- **How did this financial product perform with regard to the sustainability indicators to determine the alignment of the reference benchmark with the sustainable investment objective?**

Not applicable

- **How did this financial product perform compared with the reference benchmark?**

Not applicable

- **How did this financial product perform compared with the broad market index?**

Not applicable